

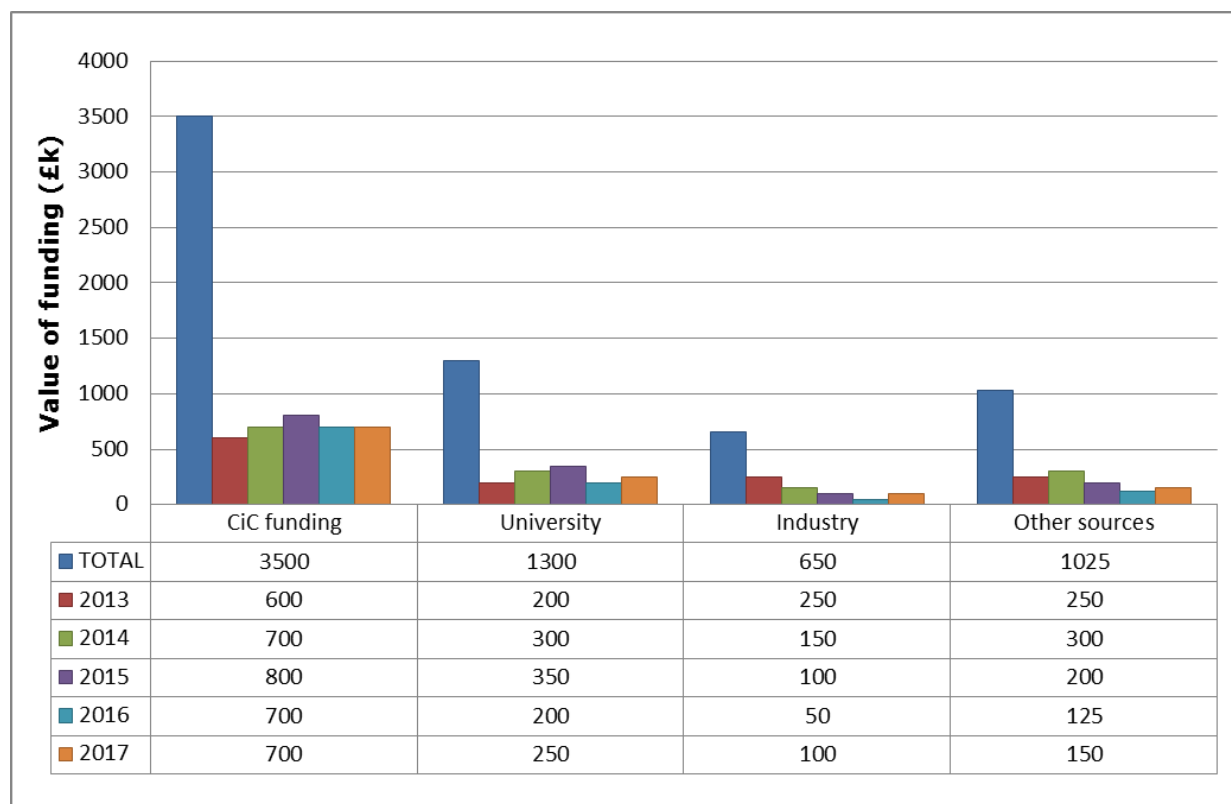
Guidance for sections 6-8:

This year we are asking applicants to summarise the information and outputs related to previous CiC awards as graphs. To ensure consistency, please follow the guidance below and use a standard Excel column graph template with **data table included** (refer to the example graphs below). Additional details can be included as footnotes to the graphs.

Section 6: Summary of previous awards

Use this section to summarise the funding that has been used to support your institutional CiC scheme each year. In a graph show the amount of funding (£) received from the MRC and matched funding from other sources to support CiC. Include the;

- amount of funding received through MRC CiC
- amount of funding from the University directly related to CiC. Please explain 'in-kind' contributions as a footnote to the graph.
- amount of funding from Industry specifically contributed to CiC project work
- amount of additional funding from other sources aligned to or administered with CiC (e.g. Wellcome Trust ISSF, IAA etc.)



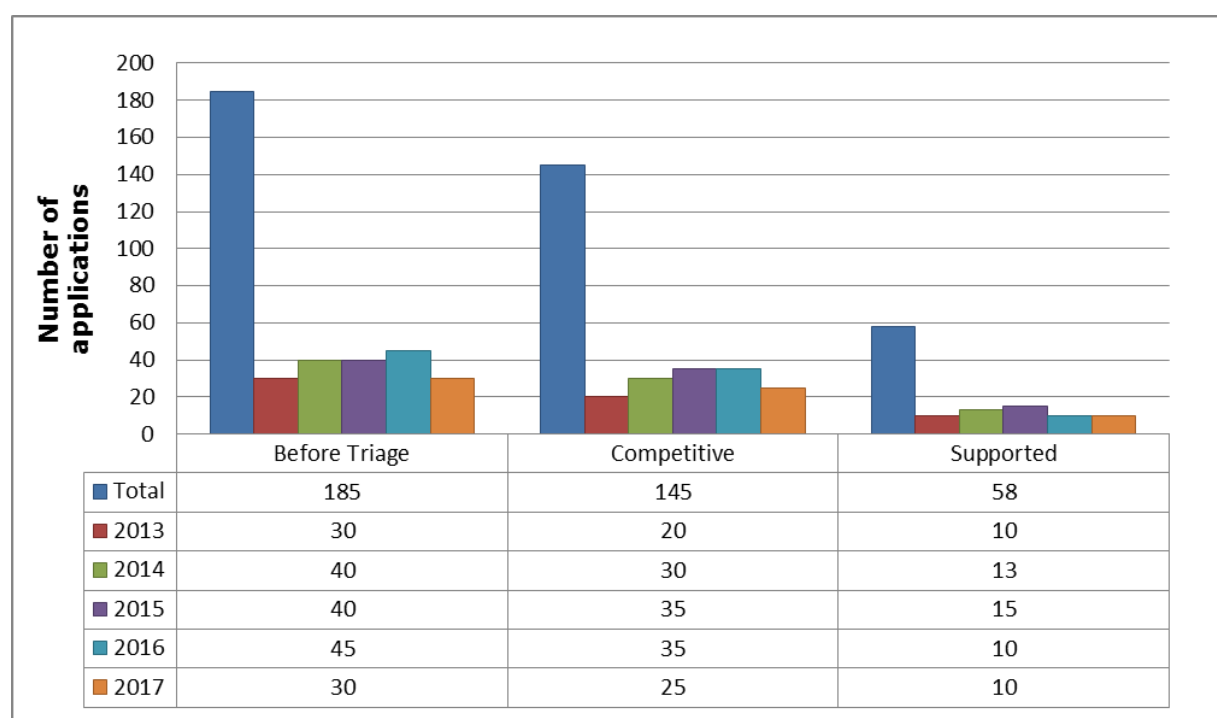
CONFIDENCE IN CONCEPT APPLICATION FORM - Guidance

Section 7: Summary of applications and awarded projects

7.1 Summary of applications

Use this section to summarise the number of applications and supported projects for each year of CiC funding. Include the number of;

- applications received before any form of triage. This is to provide the MRC with an understanding of the total number of potential translational projects and can include informal enquiries on projects that required more work before being appropriate for CiC.
- projects taken forward into a competitive process
- projects supported

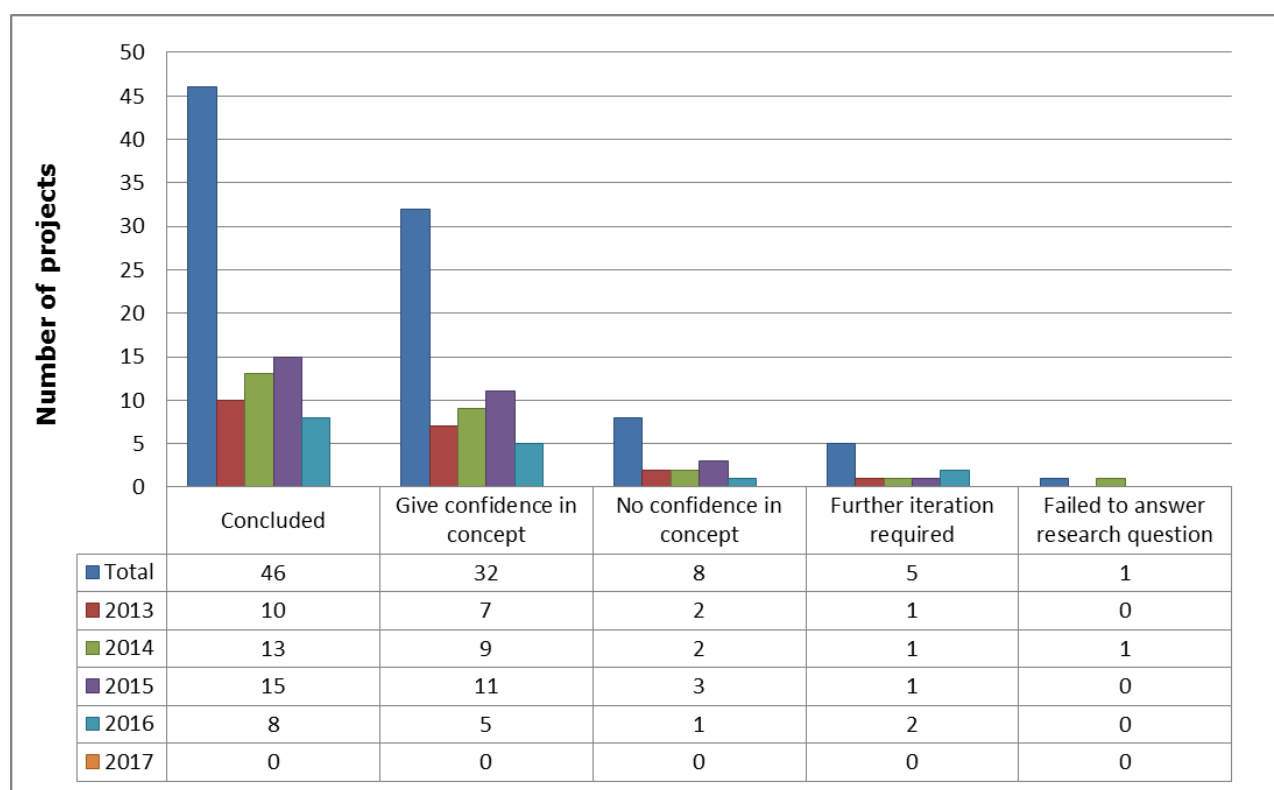


CONFIDENCE IN CONCEPT APPLICATION FORM - Guidance

7.2 Project outcomes for supported projects

Use this section to summarise outcomes of the projects that reached the end of CiC funding. Include the number of;

- concluded projects
- projects that met their objectives and give 'confidence in concept' that could allow the approach to be taken forward
- projects that answered the research question but gave no 'confidence in concept'
- projects that required another round of iteration before taking the approach forward
- projects that failed to answer the research question or project conclusion



CONFIDENCE IN CONCEPT APPLICATION FORM - Guidance

Section 8: Summary of outputs from awarded projects

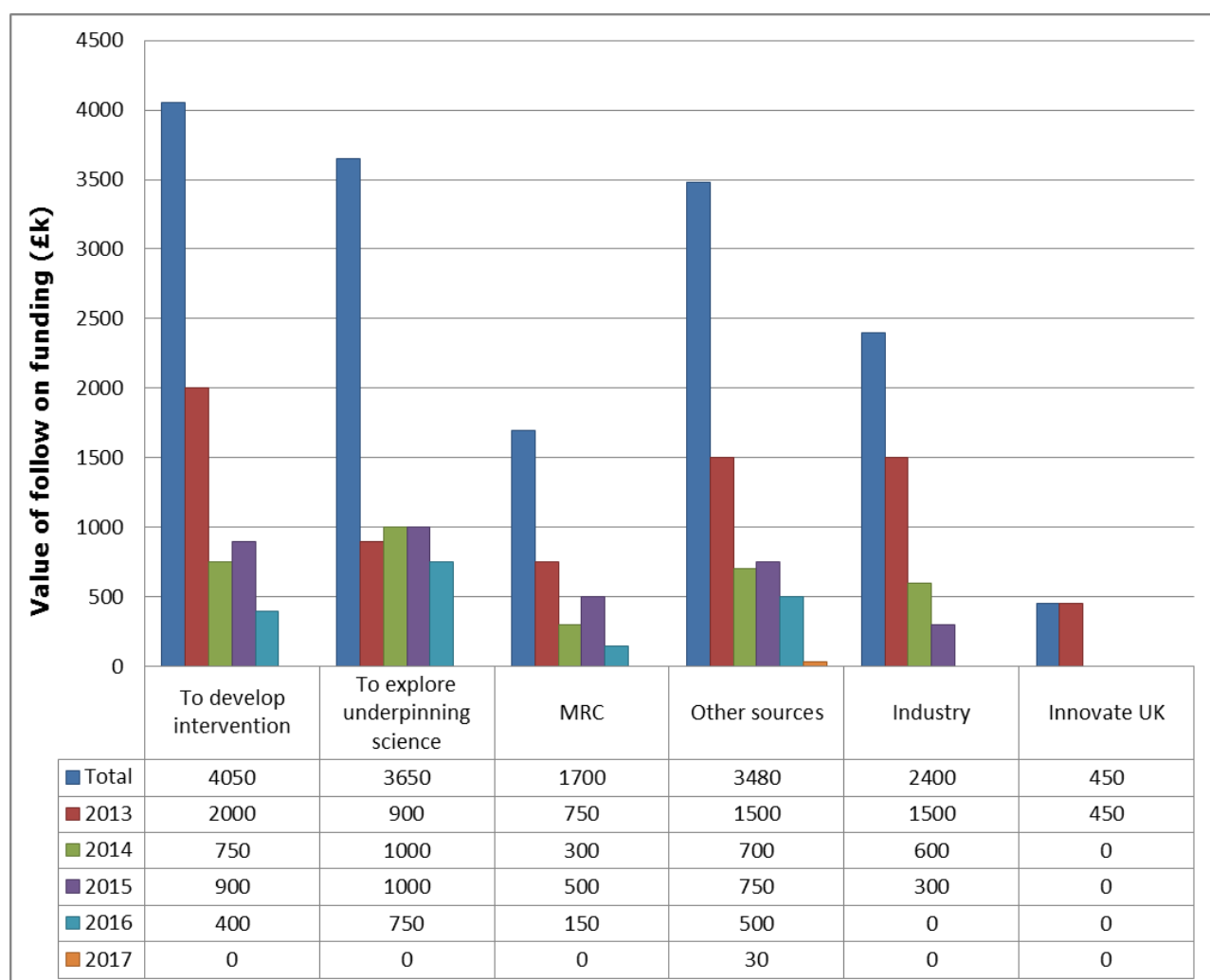
8.1 Follow on funding

Use this section to display the total amount of follow on funding received by awarded projects from each CiC round including;

- amount received to further develop and/or evaluate an intervention,
- amount received to further explore the underpinning science

Within this, please provide information on where this funding has come from. Include the amount of;

- follow on funding awarded by the MRC
- follow on funding from academic/government/charitable sources
- follow on funding awarded by Industry
- follow on funding awarded by Innovate UK to spin out companies



CONFIDENCE IN CONCEPT APPLICATION FORM - Guidance

8.2 Publications and commercialisation

Present as a graph the following information from each round of CiC funding:

- number of papers published or in press
- number of patent applications submitted
- number of patent applications awarded
- number of formal industry partnerships on projects funded through CiC
- number of industry interactions exploring the possibility of formal collaboration following CiC funding
- number of spin out companies created (please provide additional details of any spin out companies as an additional annex)

